


# Feng Shui Tips for the Classroom

---



By Catherine Hilker

Catherine Hilker Owner, *Creating Sanctuary*

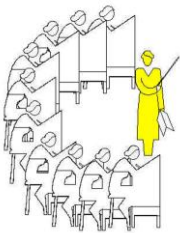
Office: 248.547.4965 | Cell: 248.821.2685

[CatherineHilker@aol.com](mailto:CatherineHilker@aol.com) | [www.CatherineHilker.com](http://www.CatherineHilker.com)

Place the teacher's desk in the command position with both a solid wall behind and a view of the entrance. Ideally, all students face the teacher.



Sharp angles in the room are aggressive. Remove or soften them. Arrange student desks in arc formations if possible.



Soften harsh overhead florescent lights with lamps. Use full spectrum bulbs to mimic sunlight.




Incorporate sounds from nature like small fountains and nature recordings. Music timed to 60 bpm is good for learning.



Clutter is the number one enemy in feng shui. Clutter is:

- visual disarray
- too much stuff for the size of the space
- unfinished projects
- things that need repair
- things that aren't used
- things that aren't loved.

Incorporate **reds, oranges** and **yellows** to stimulate. Use **blues** and **violets** to calm. **Green** is a good neutral choice.



Add a few drops of pure essentials oils to a glass spray bottle and spritz the room.

- Pine is clearing
- Peppermint is enlivening
- Lemon is uplifting

